电机控制与保护方案

Smart Motor Control and Protection Solution

Application

电动机是企业的重要资产，必须掌握电机的运行状态及使用效率，对电机进行必要的保护。智能电动机保护器 ARD 系列适用于额定电压低至 660V 的低压电动机回路，集保护、测量、控制、通讯、运维于一体，实现电动机的多种起动方案，确保电动机安全运行。可以接入智能 MCC 或 DCS 生产系统。广泛应用于石化、电厂、泵站、煤矿、冶金等行业。

The motor is an important asset of the enterprise .It is necessary to monitor the running status and the efficiency of the motor, and protect the motor. ARD series smart motor protector is used for 660V low-voltage motor circuits with protection, measurement, control, communication, operation and maintance function,can realize multiple starting schemes to ensure the safe operation of the motor. It can be connected to the intelligent MCC or DCS production system. It is widely used in Chemical Industry、Power Plant、Pump Station、Mining Industry、Metallurgical Industry and so on.

Structure:

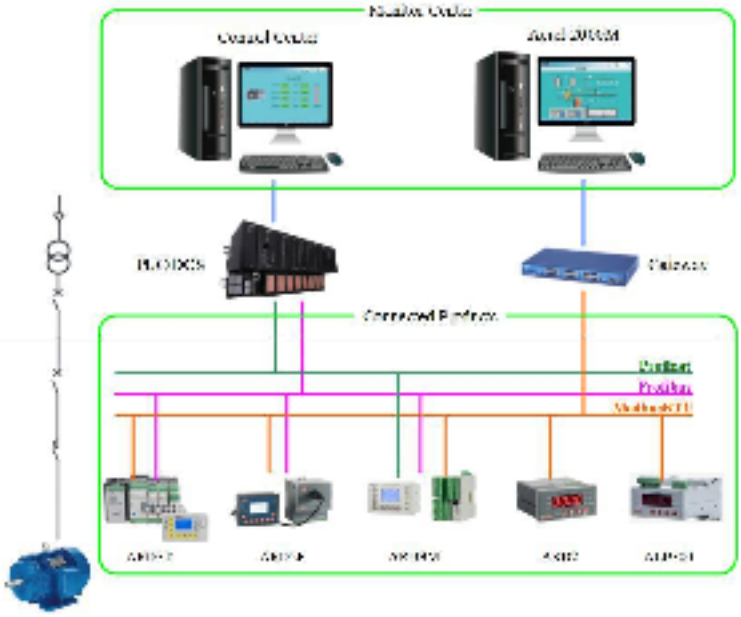

Main Functions

1.保护功能 Protection function:

Start time out	External Fault	UnderPower
Overload	Insulation Fault	tE time
Underload	OverVoltage	Loss of pressure (anti-shake)
Short circuit	Undervoltage	4-20mA input protection
Blocking	Phase Failure	Ground
Stall	Phase Sequence	Leakage
Unbalance	OverPower	

2.证书 certification

CE

3.通讯 communication

Modbsu-RTU

Modbus-TCP,

Profibus-DP

Profinet

- Acrel-2000M

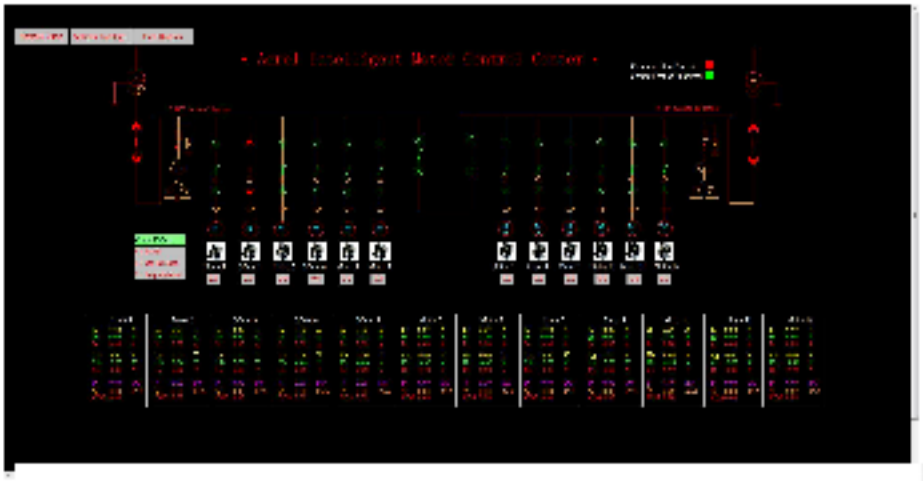

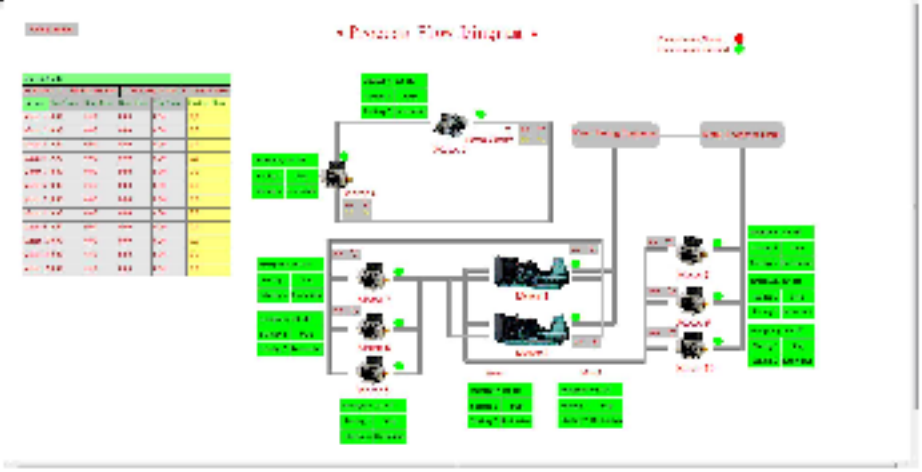

ARD2		ARD3	
ALP300		ARD3T	
ARD2F		ARD3M	

Product Selection:

Function		ARD2/ ARD2L	ALP300	ARD2F	ARD3	ARD3T	ARD3M
Application		Low voltage 0.4kv-1.14kv motor protection					
Protective function	Start timeout	√					
	Overload	√					
	Underload	√					
	Short circuit	√					
	Blocking	√					
	Stall	√					
	Unbalance	√					
	External Fault	■	■	■	√	√	√
	Insulation Fault						√
	OverVoltage		√	■	■	■	√
	Undervoltage		√	■	■	■	√
	Phase Failure	√	√	√	√	√	√
	Phase Sequence			■	■	■	√
	OverPower			■	■	■	√
	UnderPower			■	■	■	√
	tE time			■	■	■	√
	Loss of pressure (anti-shake)			■	■	■	■
	4-20mA input protection					■	

	Ground	√					
	Leakage	■					
Communication function	ModbusRTU	■	■	■	■	√	
	Double ModbusRTU			■	■	■	√
	Profibus DP			■	■	■	■
	Doubel Profibus DP						■
	Profinet						■
	Modbus TCP						■
Switch input		2	2	9	9	8	10
Relay output		4	4	5	5	7	6
Start control				■	√	√	√
4-20mA analog output		■					
Record		■		■	■	√	■
Operational information record						√	√
Logic function						√	√
Parameter measurement	Three-phase current	√					
	Leakage current	■					
	Three-phase voltage			■	■	■	√
	Power, power factor			■	■	■	√
	Frequency			√	√	√	√
	Electric energy			■	■	■	√
	PTC/NTC			■	■	√	√
	4-20mA input					■	
	Temperature measurement module					■	

Photos on site

P